

# How to Apply for Federal & State Aid

**Federal Student Aid**

*An OFFICE of the U.S. DEPARTMENT of EDUCATION*

PROUD SPONSOR of  
the AMERICAN MIND®



# FEDERAL STUDENT AID ID or FSAID

**Federal Student Aid**  
*An OFFICE of the U.S. DEPARTMENT of EDUCATION*

PROUD SPONSOR *of*  
*the* AMERICAN MIND®

<https://studentaid.gov>

# What is the FSA ID?

- An account username and password is used by students, parents, and borrowers to log in to U.S. Department of Education online systems and to electronically sign documents
- You use it to
  - apply for federal student aid;
  - sign for a federal student loan; and
  - perform important activities such as choosing a repayment plan or applying for a deferment on your federal student loan.

# Do Parents Need an FSA Account?

If you're a dependent student, then your parent will need an account username and password in order to sign your *Free Application for Federal Student Aid* (FAFSA®) form electronically.

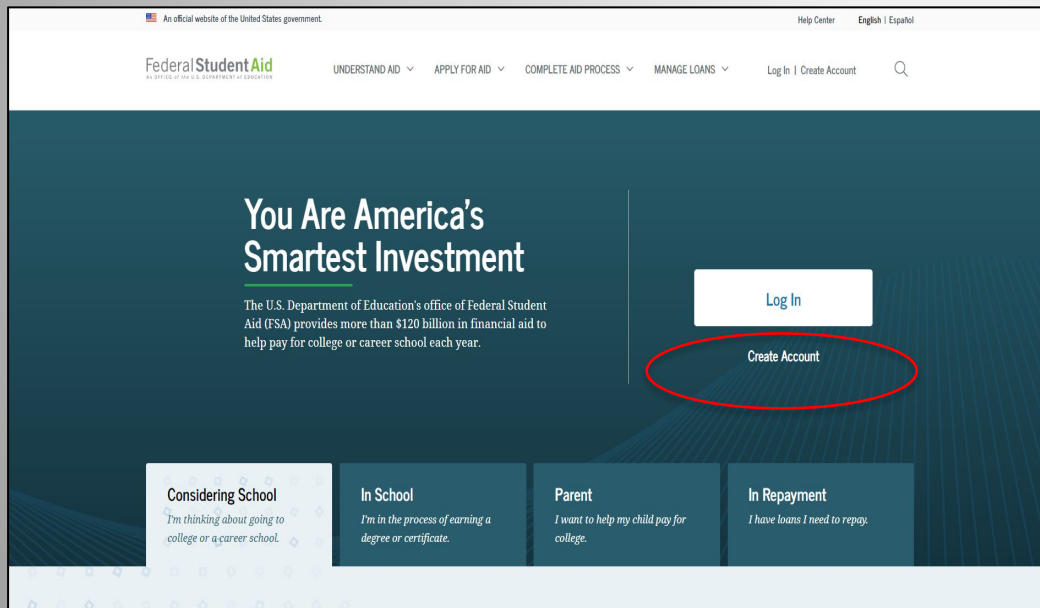
## IMPORTANT

- You and your parent must have different account usernames and passwords (NOTE: A Social Security number can be associated with only one account username and password).
- You must create your own account username and password—it's your electronic signature and you need to own it.
- Your parent must create his or her own account username and password.
- You and your parent should each use your own email address and mobile phone number when creating an account username and password
  - Do not use your high school email address

**HOW DO YOU CREATE  
YOUR FSA ID?**

# Getting Started

- Go to: <https://studentaid.gov/fsa-id/create-account/launch>.
- Click the “Create Account” and “Get Started”



## Create an Account (FSA ID)



Parents



Students



Borrowers

Whether you're a student, parent, or borrower, you'll need to create your own account to complete federal student aid tasks.

### What You Can Use Your Account For

- Filling out the *Free Application for Federal Student Aid (FAFSA®)* form
- Signing your *Master Promissory Note (MPN)*
- Applying for repayment plans
- Completing loan counseling
- Using the *Public Service Loan Forgiveness Help Tool*

### Items Needed to Create an Account

- Social Security number
- Your own mobile phone number and/or email address

Get Started

# Provide Personal Identification Information

- Make sure your Social Security number (SSN), date of birth, and name match what's on your Social Security card.
- You must have an SSN to create an account username and password.
- **NJDREAMERS DO NOT REGISTER FOR an FSAID** (Register at [www.HESAA.org](http://www.HESAA.org))

### Personal Information

I understand that I'll be required to certify that the information I provide to create an account (FSA ID) is true and correct and that I'm the individual I claim to be.

If I'm not the person I claim to be, I understand that I'm not authorized to proceed and that I should exit this form now. If I provide false or misleading information, I understand that I might be subject to a fine, prison time, or both.

First Name

Middle Initial

Last Name

Date of Birth

Month  Day  Year

Social Security Number

**Note:** A user can only have one account associated with his or her Social Security number.

# Create Your Account Username and Password

## Username:

- Don't include personal info such as date of birth or name.
- If you see a message "The username you entered is already in use," then someone has already used that username.

## Password:

- Your password must be between 8 and 30 characters in length, and must contain at least one uppercase letter, one lowercase letter, and one number.
- Your password is case-sensitive.

The screenshot shows the 'Create an Account (FSA ID)' form, Step 2 of 7: Account Information. The form is part of the Federal Student Aid system, an official website of the United States government. It includes a progress bar at the top and navigation links: UNDERSTAND AID, APPLY FOR AID, COMPLETE AID PROCESS, and MANAGE LOANS. The form contains the following fields and messages:

- Username:** A text input field with the value 'janedoe'. Below it is a green success message: '✓ Username is available.'
- Email Address:** A text input field. Below it is a blue informational message: 'Use an email address you will continue to have access to after you leave school.'
- Confirm Email Address:** A text input field.
- Password:** A text input field with a 'Show Password' link. Below it are four checkmarks indicating password requirements: Uppercase, Lowercase, Number, and 8+ characters.
- Confirm Password:** A text input field with a 'Show Password' link.

At the bottom of the form are two buttons: 'Previous' and 'Continue'.



# Provide contact Information

- To sign up for mobile phone account recovery, provide a mobile phone number on this screen.
- Make sure your information is correct; any errors could result in delays in receiving financial aid (or in the repayment of your federal student loans).

The screenshot shows the 'Create an Account (FSA ID)' page, Step 3 of 7: Contact Information. The page is part of the Federal Student Aid website, an official website of the United States government. The header includes navigation links: UNDERSTAND AID, APPLY FOR AID, COMPLETE AID PROCESS, and MANAGE LOANS. The main heading is 'Create an Account (FSA ID)' with a progress bar indicating Step 3 of 7. The section is titled 'Contact Information' and contains two main sections: 'Permanent Address' and 'Phone Number'. The 'Permanent Address' section includes fields for Address (123 Main St), City (Laurel), State ((MD) Maryland), and ZIP Code (20723). The 'Phone Number' section includes fields for Mobile Phone Number ((202) 111-9482) and Confirm Mobile Phone Number ((202) 111-9482). There is a link to '+ Add Alternate Phone Number'. Below these sections is the 'Mobile Phone Account Recovery' section, which states: 'We strongly recommend setting up mobile phone account recovery. This option is used to help you restore access to your account by sending you a code via text message if you are locked out.' There is a checkbox labeled 'Yes, I would like to use my mobile phone for account recovery.' which is checked. A blue information box contains the following text: 'By selecting this option, you agree to receive text messages on your mobile phone and confirm you have reviewed and agree to FSA's Terms and Conditions. Message and data rates may apply. Message frequency varies. Reply HELP for help or STOP to opt out.' At the bottom, there are 'Previous' and 'Continue' buttons.

# Select Communication Preference

- You must select whether to receive required communications by email or postal mail.
- You can opt in to receive informational emails and/or text messages regarding programs you may be eligible for.

The screenshot shows the 'Create an Account (FSA ID)' page on the Federal Student Aid website. It is Step 4 of 7. The page is titled 'Communication Preferences' and is divided into two main sections: 'Required Communications' and 'Informational Communications'. In the 'Required Communications' section, the user is asked to select how they want to receive communications. The 'By email' option is selected and marked as 'Recommended'. A blue information box states: 'By selecting this option, you agree to receive required communications by email and confirm you have reviewed and agree to FSA's Terms and Conditions.' The 'By postal mail' option is also available. In the 'Informational Communications' section, the user is asked to select how they want to receive informational communications. Both 'By email' and 'By text message' options are available but not selected. At the bottom, there is a 'Preferred Language' section with a dropdown menu set to 'English'. Navigation buttons for 'Previous' and 'Continue' are at the bottom.

An official website of the United States government

Help Center English | Español

Federal Student Aid

UNDERSTAND AID APPLY FOR AID COMPLETE AID PROCESS MANAGE LOANS Log In | Create Account

### Create an Account (FSA ID)

Step 4 of 7

#### Communication Preferences

##### Required Communications

The U.S. Department of Education (ED) and its federal student loan servicers will need to send you required communications and documents related to your federal student aid, such as student loan disclosures and interest statements.

I want to receive these communications:

☒ By email *Recommended*

☐ By postal mail

By selecting this option, you agree to receive required communications by email and confirm you have reviewed and agree to FSA's [Terms and Conditions](#).

##### Informational Communications

ED and its federal student loan servicers want you to feel confident about the financial aid and student loan process. To help with this, we will sometimes send out information about programs you may be eligible for, such as grant programs, student loan forgiveness programs, income-based repayment plans, and more.

I want to receive these communications:

☐ By email

☐ By text message

##### Preferred Language

Your choice lets us know how you would like to view website content once logged in, and what to use for your communications.

Language

English

Previous Continue

# Select/Create Challenge Questions and Answers

Answering your challenge questions is one way to unlock your account or reset your username and password.

Your answer is not case-sensitive.

Federal Student Aid

UNDERSTAND AID | APPLY FOR AID | COMPLETE AID PROCESS | MANAGE LOANS | Log In | Create Account

### Create an Account (FSA ID)

Step 5 of 7

#### Challenge Questions

Challenge questions and answers are used to retrieve your username or password if you forget them or if you need to unlock your account.  
Note: Answers are not case-sensitive.

**Challenge Question 1**

Question: What was the name of your elementary school?

Answer: [Redacted] [Show Answer](#)

**Challenge Question 2**

Question: What was the name of your first teacher?

Answer: [Redacted] [Show Answer](#)

**Challenge Question 3**

Question: What is your mother's maiden name?

Answer: [Redacted] [Show Answer](#)

**Challenge Question 4**

Question: In what city did your parents meet?

Answer: [Redacted] [Show Answer](#)

[Previous](#) [Continue](#)

You can select "Show Text" to see what you're typing.

# Review and Agree To Terms

- Review and confirm your information.
- If you need to make a correction, use the “Edit” button within that tile of information.
- Review and agree to FSA’s terms and conditions.

Create an Account (FSA ID)

Step 6 of 7

Confirm and Verify

Verify the information you provided for your account below. If there is an error, select "Edit" to correct the information.

**Personal Information** [Edit](#)

NAME  
Jane Doe

DATE OF BIRTH  
01/01/2001

SOCIAL SECURITY NUMBER (SSN)  
\*\*\*-\*\*-3518

**Account Information** [Edit](#)

USERNAME  
janedoe

EMAIL ADDRESS  
janedoe@gmail.com

PASSWORD  
xxxxxxxx

**Contact Information** [Edit](#)

PERMANENT ADDRESS  
123 Main St  
Laurel, MD 20723

MOBILE PHONE NUMBER  
(202) 338-1291

MOBILE PHONE ACCOUNT RECOVERY  
Yes

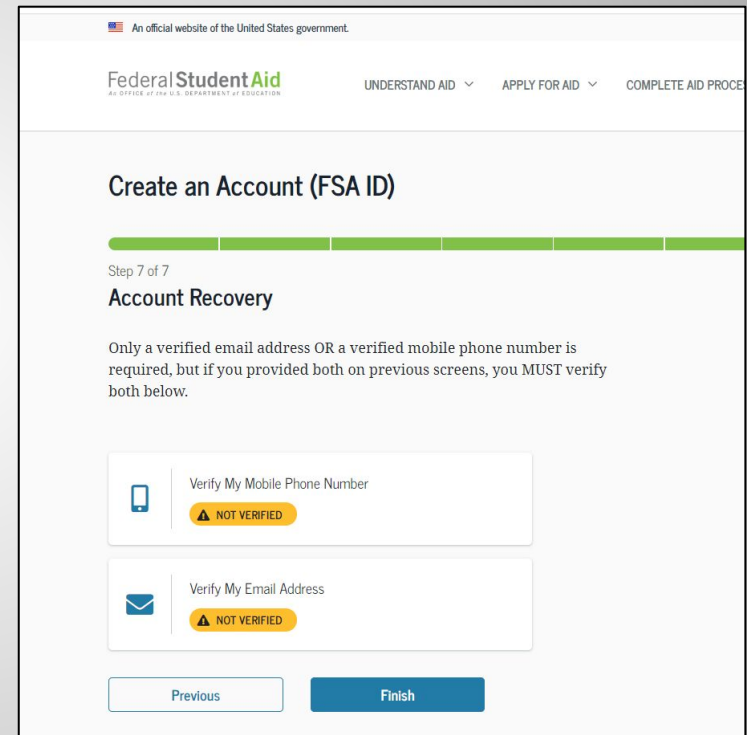
**Communication Preferences** [Edit](#)

REQUIRED COMMUNICATIONS  
Email

INFORMATIONAL COMMUNICATIONS  
Email, Text

# Verify Your Contact Information

- Only a verified email address OR a verified mobile phone number is required, but if you provided both on previous screens, you **MUST** verify both on the “Account Recovery” page.
- Select the “Verify My Mobile Phone Number” button to verify your mobile phone number.
- Select the “Verify My Email Address” button to verify your email address.



The screenshot shows the 'Account Recovery' page on the Federal Student Aid website. At the top, it says 'An official website of the United States government.' and 'Federal Student Aid' with the tagline 'AID OFFICE OF THE U.S. DEPARTMENT OF EDUCATION'. Navigation links include 'UNDERSTAND AID', 'APPLY FOR AID', and 'COMPLETE AID PROCESS'. The main heading is 'Create an Account (FSA ID)'. Below it is a progress bar and 'Step 7 of 7'. The section is titled 'Account Recovery'. A message states: 'Only a verified email address OR a verified mobile phone number is required, but if you provided both on previous screens, you MUST verify both below.' There are two verification options, each with a 'NOT VERIFIED' status: 'Verify My Mobile Phone Number' (with a phone icon) and 'Verify My Email Address' (with an email icon). At the bottom are 'Previous' and 'Finish' buttons.

Two-Step Verification – Customers who create a new account on StudentAid.gov will be required to set up and use two-step verification.

# Verify Your Mobile Phone Number

An official website of the United States government

Federal Student Aid

UNDERSTAND

Help Center English | Español

Log In | Create Account

## Create an Account (FSA ID)

Step 7 of 7

### Account Recovery

Only a verified email address OR a verified mobile phone number is required, but if you provided both on previous steps, you must verify both below.

Verify My Mobile Phone Number

NOT VERIFIED

Verify My Email Address

NOT VERIFIED

Previous Finish

Verify Your Mobile Phone Number

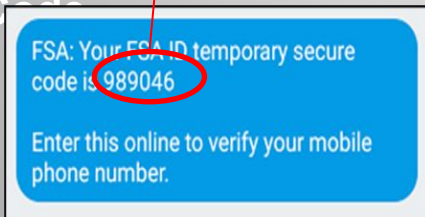
You must verify your phone number before you can use it for account recovery. A text message containing a secure code was sent to the mobile phone number: \*\*\*\*\*1919. This code is valid for 30 minutes.

Enter the secure code below.

[Resend Secure Code](#)

Continue

## Text Message With Your Secure Code



- After selecting the “Verify My Mobile Phone Number” button, you will be sent a text message with the six-digit numerical secure code.
- Enter your secure code in the “Verify Your Mobile Phone Number” modal and select “Continue”.
- Once you verify your mobile phone number, you can use it to log in, unlock your account, retrieve your username, or reset your password.
- NOTE: You MUST verify your information before continuing.



# Verify Your Email

Step 7 of 7

## Account Recovery

Only a verified email address OR a verified mobile phone number is required, but if you provided both on previous attempts, you must verify both below.

Verify My Mobile Phone Number  
VERIFIED

Verify My Email Address  
NOT VERIFIED

Previous Finish

Verify Your Email Address

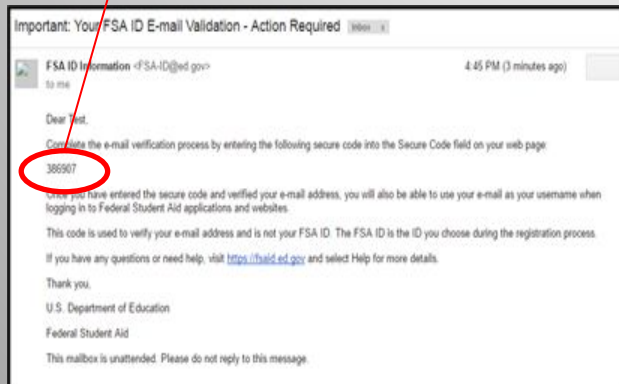
You must verify your email address before you can use it for account recovery. An email containing a secure code was sent to the email: **to\*\*\*\*@gmail.com**

Enter the secure code below.

[Resend Secure Code](#)

Continue

## Email With Your Secure Code



- After selecting the “Verify My Email Address” button, you will be sent an email with the six-digit numerical secure code.
- Enter your secure code in the “Verify Your Email Address” modal and select “Continue”.
- Once you verify your email, you can use it to log in, unlock your account, retrieve your username, or reset your password.
- **NOTE:** You **MUST** verify your information before continuing.

# Your Account Is Created

- If you provided an email address, you'll receive a confirmation email.
- You can immediately use your account username and password to sign an original (first-time) FAFSA form.
- Your info will be sent to the Social Security Administration (SSA) for confirmation.
- SSA review will take 1–3 days.
- Until your info is verified, you won't be able to take certain actions, such as correcting your FAFSA form, submitting a FAFSA Renewal, or signing forms such as the *Income-Driven Repayment Plan Request* and *Direct Consolidation Loan Application*.

## Your Account Was Successfully Created— What's Next?

Thanks for creating your account and taking the first step in your federal student aid journey.

Before we can grant full account access, we have to confirm your name, Social Security number, and date of birth match what is on record with the Social Security Administration (SSA). This process takes **one to three days**. If you verified your email address, you'll receive an email once your information is matched with the SSA.

You can still use your account while your information is being verified with the SSA.

### Ways to Use Your Log-In Information Now

- [Complete and electronically sign an original \(first-time\) Free Application For Federal Student Aid \(FAFSA®\) form](#)
- Check the SSA match status of your account information under Account Settings
- Utilize the [Help Center](#) to get answers to common questions
- Explore our [Resources](#) that can help you learn more about the federal student loan journey

### Ways to Use Your Log-In Information After You've Been Matched

- Access U.S. Department of Education online systems, such as the myStudentAid mobile app
- Fill out a FAFSA renewal
- Complete and sign forms such as the Income-Driven Repayment Plan Request and Direct Consolidation Loan Application

[Return to StudentAid.gov](#)



# **FAFSA**

**FREE APPLICATION  
FOR FEDERAL STUDENT AID**

**STUDENTAID.GOV**

# Studentaid.gov



The screenshot shows the homepage of the Federal Student Aid website. The header is white with the 'Federal Student Aid' logo on the left and navigation links for 'FAFSA® Form', 'Loans and Grants', 'Loan Repayment', and 'Loan Forgiveness' on the right. A search icon is also present. The main content area has a dark teal background with an illustration of three students. On the left, a large heading reads 'Complete the FAFSA® Form' with a subtext: 'Use the Free Application for Federal Student Aid (FAFSA®) form to apply for financial aid for college or graduate school.' On the right, there are two sections: 'New to the FAFSA® Process?' with a 'Start Here' button, and 'Returning User?' with links for 'Correct info | Add a school' and 'View your Student Aid Report (SAR)', followed by a 'Log In' button. The background is decorated with various icons related to education and finance, and a flow of arrows pointing right.

Federal Student Aid  
An OFFICE of the U.S. DEPARTMENT of EDUCATION

FAFSA® Form ▾ Loans and Grants ▾ Loan Repayment ▾ Loan Forgiveness ▾

## Complete the FAFSA® Form

Use the Free Application for Federal Student Aid (FAFSA®) form to apply for financial aid for college or graduate school.

### New to the FAFSA® Process?

Completing the FAFSA form is free. Fill it out now.

Start Here

### Returning User?

Correct info | Add a school

View your Student Aid Report (SAR)

Log In

# Role Selection

## Welcome to the FAFSA® Form

Tell us about yourself.

[Help](#) [Exit FAFSA Form](#)

☐ I am a student and want to access the FAFSA form.



☐ I am a parent filling out a FAFSA form for a student.



☐ I am a preparer helping a student fill out his or her FAFSA form.



OMB No. 1845-0001 • Form Approved • App. Exp. 8/31/2022

# Welcome to the FAFSA® Form

Tell us about yourself.

[? Help](#) [↗ Exit FAFSA Form](#)



I am a student and want to access the FAFSA form.



[Log In to Continue](#)

[Create an FSA ID](#)

or

Use personal identifiers to access the FAFSA form.

## Enter your personal identifiers.

Your First Name

Test ?

Your Full Last Name

User ?

Your Date of Birth

Month

12

Day

12

Year

2002 ?

Your Social Security Number

...-1110 SHOW SSN ?

*If you, the student, do not have a Social Security number because you are a citizen of a trust territory and this is your first time filling out the FAFSA form, enter 666 in this field.*

*If you are a returning trust territory student who has previously submitted the FAFSA form, enter the entire 666 number we previously assigned to you.*

[I am from a freely associated state.](#)

Continue

## Log In ➞

FSA ID Username, Email, or Mobile Phone

test595011519



[Forgot My Username](#)

Password

.....



[Show Password](#)



[Forgot My Password](#)

Log In

or

Create an Account

# Select 2023-2024 FAFSA

## Get Started

[? Help](#)

[Exit FAFSA Form](#)

Welcome to TestE's application!

**Fill out your FAFSA form!**

To receive federal student financial aid, you need to fill out a FAFSA form every school year. Let's get started.

**For which school year are you applying for financial aid?**

If you are applying for a summer session or just don't know which application to complete, check with the college you are planning to attend.

Which school year should I choose?

Start 2023–24 FAFSA Form

or

Start 2022–23 FAFSA Form

# SAVE Key

## Start Student's 2023–24 FAFSA® Form

### Create a save key.

The save key is for temporary use for you or your parent to return and complete this specific FAFSA form.

### Create a Save Key

.....

Show

?

### Reenter Save Key

.....

Show

?

Previous

Continue



# Student Demographics

If the student logs in with their FSAID, information used to create it, such as SSN, will be prepopulated.

The information you enter must also match the information entered in the FSAID Registration.

The screenshot displays the 'Student Demographics' section of a form, which is the fourth step in a seven-step process. The steps are: 1. Student Demographics (checked), 2. School Selection (checked), 3. Dependency Status (checked), 4. Parent Demographics (current step, highlighted with a blue circle), 5. Parent Financials, 6. Student Financials, and 7. Sign & Submit. The form is titled 'STUDENT INFORMATION' and 'Personal Information for Student'. A blue information box states: 'Because the FAFSA® form belongs to the student, "you" and "your" always (unless otherwise noted) refer to the student.' The 'Your Social Security Number' field is prepopulated with '\*\*\*-\*\*-1519' and is highlighted with a red rectangle. Below it, the 'Your First Name' field contains 'TestE', 'Your Middle Initial' is empty, and 'Your Last Name' contains 'Perez'. The 'Your Date of Birth' section shows 'Month' as '02', 'Day' as '05', and 'Year' as '2001'. At the bottom, there are 'Previous' and 'Continue' buttons.

Student Demographics

School Selection

Dependency Status

Parent Demographics

Parent Financials

Student Financials

Sign & Submit

STUDENT INFORMATION

Personal Information for Student

Because the FAFSA® form belongs to the student, "you" and "your" always (unless otherwise noted) refer to the student.

Your Social Security Number

\*\*\*-\*\*-1519

Your First Name

TestE

Your Middle Initial

Your Last Name

Perez

Your Date of Birth

Month Day Year

02 05 2001

Previous

Continue

✓  
Student Demographics

✓  
School Selection

✓  
Dependency Status

4  
Parent Demographics

5  
Parent Financials

6  
Student Financials

7  
Sign & Submit

## STUDENT INFORMATION

### Student Email and Phone

Your Email Address

test595011519@test.com



Reenter Your Email Address

test595011519@test.com



Your Telephone Number



Previous

Continue

✓  
Student Demographics

✓  
School Selection

✓  
Dependency Status

4  
Parent Demographics

5  
Parent Financials

6  
Student Financials

7  
Sign & Submit

#### STUDENT INFORMATION

### Student Address

Your Permanent Mailing Address (include apt. number)

100 Main St



Your City (and country, if not U.S.)

Manchester



Your State

New Hampshire



Your ZIP Code

03245



Previous

Continue

# Citizenship Status

- (1) A permanent U.S. resident with a Permanent Resident Card (I-551);
- (2) A conditional permanent resident with a Conditional Green Card (I-551C);
- (3) The holder of an Arrival-Departure Record (I-94) from the Department of Homeland Security showing any one of the following designations: “Refugee,” “Asylum Granted,” “Parolee” (I-94 confirms that you were paroled for a minimum of one year and status has not expired), T-Visa holder (T-1, T-2, T-3, etc.) or “Cuban-Haitian Entrant;” or
- (4) The holder of a valid certification or eligibility letter from the Department of Health and Human Services showing a designation of “Victim of human trafficking.”

The screenshot shows a web form titled "STUDENT INFORMATION" with a sub-header "Student Residency and Eligibility". It includes two questions: "Have you lived in New Hampshire for at least 5 years?" with radio buttons for "Yes" (selected) and "No", and "Are you a U.S. citizen?" with a dropdown menu. A red arrow points to the dropdown option "No, but I am an eligible noncitizen". A "Previous" button is at the bottom.

2 School Selection      3 Dependency Status      4 Parent Demographics      Par

STUDENT INFORMATION

**Student Residency and Eligibility**

Have you lived in New Hampshire for at least 5 years? ?

☒ Yes

☐ No

Are you a U.S. citizen?

**No, but I am an eligible noncitizen** ?

Previous

Other Option - No, I am not a U.S. Citizen or eligible noncitizen  
Must complete the New Jersey Alternative Financial Aid Application

# Year in College

✓  
Student Demographics

✓  
School Selection

✓  
Dependency Status

✓  
Parent Demographics

✓  
Parent Financials

✓  
Student Financials

7  
Sign & Submit

STUDENT INFORMATION

Student Education

What will your high school completion status be when you begin college in the 2022–23 school year?

High school diploma

What college degree or certificate will you be working on when you begin the 2022–23 school year?

1st bachelor's degree

Will you have your first bachelor's degree before you begin the 2022–23 school year?

☐ Yes

☒ No

What will your college grade level be when you begin the 2022–23 school year?

Never attended college, first year

Are you interested in being considered for work-study?

☒ Yes

☐ No

☐ Don't know

Previous

Continue

✓  
Student Demographics

✓  
School Selection

✓  
Dependency Status

4  
Parent Demographics

5  
Parent Financials

6  
Student Financials

7  
Sign & Submit

STUDENT INFORMATION

Student Driver's License

Your Driver's License Number (if you have one)

Your Driver's License State

Select

Previous

Continue

1

2

3

4

5

6

7

Student DemographicsSchool SelectionDependency StatusParent DemographicsParent FinancialsStudent FinancialsSign & Submit

STUDENT INFORMATION

Student Foster Care and Parent Education Completion

Are you a foster youth or were you in the foster care system at any time? ?

☐ Yes

☒ No

What's the highest school completed by Parent 1?

High school ?

What's the highest school completed by Parent 2?

College or beyond ?

PreviousContinue

Check the box if you were in foster care at any time since you turned age 13, even if you are no longer in foster care as of today.

# High School Selection

✓ Student Demographics 2 School Selection 3 Dependency Status 4 Parent Demographics 5 Parent Financials 6 Student Financials 7 Sign & Submit

STUDENT INFORMATION

### Add Your High School

✔ Application was successfully saved.

ⓘ Because the FAFSA® form belongs to the student, "you" and "your" always (unless otherwise noted) refer to the student.

ⓘ To find your high school, enter the following criteria and select "Search."

State / Province / Territory  
Select ⓘ My country is not listed

City - optional ⓘ

High School Name - optional ⓘ

Search

Previous

Search Results 1 to 10 of 100 SORT BY: Best Match A-Z

<input checked="" type="radio"/>	<b>Anacostia Hs</b> Washington, DC
<input type="radio"/>	<b>Academy for Ideal Education Middle/Hs</b> Washington, DC
<input type="radio"/>	<b>Ballou Hs</b> Washington, DC
<input type="radio"/>	<b>Ballou Stay Hs</b> Washington, DC
<input type="radio"/>	<b>Bard Hs Early College Dc (bard Dc)</b> Washington, DC
<input type="radio"/>	<b>Benjamin Banneker Hs</b> Washington, DC
<input type="radio"/>	<b>Capital City Pcs - Hs</b> Washington, DC
<input type="radio"/>	<b>Coolidge Hs</b> Washington, DC
<input type="radio"/>	<b>Dunbar Hs</b> Washington, DC
<input type="radio"/>	<b>E.L. Haynes Pcs - Hs</b> Washington, DC

< Previous 1 2 3 4 5 Next >

I can't find my school.

Previous Continue

Use the search feature for accurate results.



# Manual High School Selection

HESAA runs reports for school districts. Please enter your high school from the search results. This brings consistency for all students. If the student enters the wrong high school name, they will not match the report.

For Example:

John F Kennedy High School  
JFK High School  
Kennedy High School  
J F Kennedy High School

The screenshot shows the FAFSA application interface. At the top, there is a progress bar with six steps: 1. Student Demographics (checked), 2. School Selection (checked), 3. Dependency Status (active), 4. Parent Demographics, 5. Parent Financials, and 6. Student Financials. Below the progress bar, the section is titled 'STUDENT INFORMATION' and 'Add Your High School Manually'. A blue information box contains the text: 'Please enter the full name, city, and state of your high school in the fields below. We'll attempt to match your school information with a school in our database. If we are unable to find a match, the information you provided will be added to your FAFSA® form.' Below this, there are three input fields: 'State / Province / Territory' (a dropdown menu with 'Select' and a link 'My country is not listed'), 'City' (a text box), and 'Full High School Name' (a text box). At the bottom, there are two buttons: 'Return to Search' and 'Continue'.

✓  
Student Demographics

2  
School Selection

3  
Dependency Status

4  
Parent Demographics

5  
Parent Financials

6  
Student Financials

7  
Sign & Submit

STUDENT INFORMATION

Confirm Your High School

✓

Review the information below and then select "Continue" to add this school to your application.

i

Verify that the high school information you entered is correct, then select "Continue."

High School Information

HIGH SCHOOL NAME

Newark High School

CITY

Newark

STATE

New Jersey

Previous

Continue

# College Search

✓  
Student Demographics

2  
School Selection

3  
Dependency Status

4  
Parent Demographics

5  
Parent Financials

6  
Student Financials

7  
Sign & Submit

SCHOOL SELECTION

College Search

i

TestE, based on the information you provided, we've determined that you may qualify for federal student aid. Continue through the application for us to determine how much aid you can receive.

i

Here's where you'll search for the colleges to which you'd like to send your FAFSA® information. You can add up to 10 colleges at a time to your FAFSA form. [Learn what to do if you're applying to more than 10 colleges.](#)  
**Make sure you add ALL colleges you're interested in, even if you haven't applied or been accepted yet.**

i

Complete the fields below to search for a college to add to your FAFSA® form. Need help refining your search? [Try these search tips.](#)

Search by School Name, City, State

Search by Federal School Code

State

Select

City - optional

School Name - optional

Search

Previous

# Select Up to 10 Colleges

The screenshot displays the FAFSA application process, specifically the 'School Selection' step. The top navigation bar includes seven steps: Student Demographics (checked), School Selection (checked), Dependency Status (3), Parent Demographics (4), Parent Financials (5), Student Financials (6), and Sign & Submit (7). The main content area is titled 'SCHOOL SELECTION' and 'College Search'. It contains three informational boxes: 1) A message from TESTG stating that based on the information provided, the user may qualify for federal student aid and should continue through the application. 2) A message explaining that this is where to search for colleges to send FAFSA information, noting that up to 10 colleges can be added at a time, with a link to 'Learn what to do if you're applying to more than 10 colleges.' and a bold instruction to 'Make sure you add ALL colleges you're interested in, even if you haven't applied or been accepted yet.' 3) A message instructing the user to 'Enter the college's school code and select "Search."' Below these boxes are two search tabs: 'Search by School Name, City, State' and 'Search by Federal School Code'. The 'Search by Federal School Code' tab is active, showing a text input field for the 'Federal School Code' with a help icon (i) and a 'Search' button. A 'Previous' button is located at the bottom left of the form.

✓ Student Demographics   ✓ School Selection   3 Dependency Status   4 Parent Demographics   5 Parent Financials   6 Student Financials   7 Sign & Submit

SCHOOL SELECTION

## College Search

**i** TESTG, based on the information you provided, we have determined that you may qualify for federal student aid. Continue through the application for us to determine how much aid you can receive.

**i** Here's where you'll search for the colleges to which you'd like to send your FAFSA® information. You can add up to 10 colleges at a time to your FAFSA form. [Learn what to do if you're applying to more than 10 colleges.](#)

**Make sure you add ALL colleges you're interested in, even if you haven't applied or been accepted yet.**

**i** Enter the college's school code and select "Search."

Search by School Name, City, State   Search by Federal School Code

Federal School Code

**Search**

[Previous](#)

✓  
Student Demographics

2  
School Selection

3  
Dependency Status

4  
Parent Demographics


5  
Parent Financials

6  
Student Financials

7  
Sign & Submit

#### SCHOOL SELECTION

### Selected Colleges and Housing Info

 For each school listed, select the appropriate housing plan from the drop-down list.

^	<b>Howard University</b> Federal School Code: 001448   Washington, DC   <a href="#">View College Info</a>
01	Housing Plan
v	<div>On Campus</div> <div>Remove</div>

+ Add More Schools

[Compare All Schools](#)

Previous

Continue

# Dependency Status

✓ Student Demographics    ✓ School Selection    **3 Dependency Status**    4 Parent Demographics    5 Parent Financials    6 Student Financials    7 Sign & Submit

SCHOOL SELECTION

**Student Marital Status**

✓ Application was successfully saved.

**i** Because the FAFSA® form belongs to the student, "you" and "your" always (unless otherwise noted) refer to the student.

What is your marital status as of today?

Single ?

Previous Continue

✓  
Student Demographics

✓  
School Selection

✓  
Dependency Status

4  
Parent Demographics

5  
Parent Financials

✓  
Student Financials

7  
Sign & Submit

#### STUDENT INFORMATION

### Does the student have dependents?

#### Dependent Children

Do you now have or will you have children who will receive more than half of their support from you between July 1, 2022 and June 30, 2023? ?

☐ Yes

☒ No

#### Other Dependents

Do you have dependents (other than your children or spouse) who live with you and who receive more than half of their support from you, now and through June 30, 2023? ?

☐ Yes

☒ No

Previous

Continue

✓  
Student Demographics

✓  
School Selection

3  
Dependency Status

4  
Parent Demographics

5  
Parent Financials

6  
Student Financials

7  
Sign & Submit

#### SCHOOL SELECTION

### Student Additional Dependency Questions

Answer the following questions to determine if you are required to provide information about your parents on your FAFSA® form. Select all that apply or "None of the above." ?

☐ Are you currently serving on active duty in the U.S. armed forces for purposes other than training?

☐ Are you a veteran of the U.S. armed forces?

☐ At any time since you turned age 13, were both your parents deceased, were you in foster care, or were you a dependent or ward of the court?

☐ As determined by a court in your state of legal residence, are you or were you an emancipated minor?

☐ Does someone other than your parent or stepparent have legal guardianship of you, as determined by a court in your state of legal residence?

☒ None of the above

Previous

Continue



✓  
Student Demographics

✓  
School Selection

3  
Dependency Status

4  
Parent Demographics

5  
Parent Financials

6  
Student Financials

7  
Sign & Submit

STUDENT INFORMATION

Student Homelessness Filter Question

On or after July 1, 2022, were you homeless or were you self-supporting and at risk of being homeless? ?

☐ Yes

☒ No

Previous

Continue

# Parent Demographics

✓  
Student Demographics

✓  
School Selection

✓  
Dependency Status

4  
Parent Demographics

5  
Parent Financials

6  
Student Financials

7  
Sign & Submit

PARENT INFORMATION

## Whose Information Should I Provide?

✓ Application was successfully saved.

*i* For additional assistance determining what parent information to report on the FAFSA® form, refer to *Who's my Parent When Filling Out the FAFSA form?* fact sheet.

Since you have been identified as a dependent student, you will need to provide information about your parent(s). You must identify and report information about your parent(s) even if you don't live with him or her. Use the following criteria to determine whose information you should report in the "Parent Demographics" and "Parent Financials" sections of the FAFSA® form:

My parents live together (married or unmarried).

My parents are divorced or separated, and I live with one parent more than the other.

My parents are divorced or separated, and I live with both parents equally.

I was legally adopted.

Previous

Continue

✓  
Student Demographics

✓  
School Selection

✓  
Dependency Status

4  
Parent Demographics

5  
Parent Financials

6  
Student Financials

7  
Sign & Submit

PARENT INFORMATION

Parent Marital Status

**i** Because the FAFSA<sup>®</sup> form belongs to the student, "you" and "your" always (unless otherwise noted) refer to the student.

As of today, what is the marital status of your parents?

Married or remarried

When did your parents get married or remarried?

Month

08

Year

1994

Previous

Continue

PARENT INFORMATION

Enter Information for Your First Parent  
(father/mother/stepparent)

*Parent One*

Your Parent's Social Security Number

 SHOW SSN ⓘ

Your Parent's Last Name

 ⓘ

Your Parent's First Initial

 ⓘ

Your Parent's Date of Birth

Month	Day	Year
<input type="text" value="12"/>	<input type="text" value="11"/>	<input type="text" value="1970"/>

 ⓘ

Your Parents' Email Address

 ⓘ

Reenter Your Parents' Email Address

 ⓘ

Previous

Continue

✓  
Student Demographics

✓  
School Selection

✓  
Dependency Status

4  
Parent Demographics

5  
Parent Financials

6  
Student Financials

7  
Sign & Submit

PARENT INFORMATION

Enter Information for Your Other Parent *Parent Two*  
(father/mother/stepparent).

Your Parent's Social Security Number

Your Parent's Last Name

Your Parent's First Initial

Your Parent's Date of Birth

Month	Day	Year
<input type="text"/>	<input type="text"/>	<input type="text"/>

Previous

Continue

✓  
Student Demographics

✓  
School Selection

✓  
Dependency Status

4  
Parent Demographics

5  
Parent Financials

6  
Student Financials

7  
Sign & Submit

#### PARENT INFORMATION

### Parent State of Legal Residence

Have your parents lived in District of Columbia for at least 5 years? ?

☒ Yes

☐ No

Previous

Continue

✓  
Student Demographics

✓  
School Selection

✓  
Dependency Status

4  
Parent Demographics

5  
Parent Financials

6  
Student Financials

7  
Sign & Submit

#### PARENT INFORMATION

### Enter Information for Your Parents' Dependents



Do not include yourself (the student).

How many other dependent children do your parents have?

Include the other dependent children of your parents if they

- will rely on your parents for more than half of their **financial support** between July 1, 2023 and June 30, 2024;
- or
- can answer "no" to every **dependency status** question on the FAFSA® form.



How many other dependents do your parents have?

Include your parents' other dependents if they

- now live with your parents,
- currently receive more than half of their support from your parents,
- and
- will continue to receive more than half of their financial support from your parents between July 1, 2023 and June 30, 2024.



Previous

Continue



✓  
Student Demographics

✓  
School Selection

✓  
Dependency Status

4  
Parent Demographics


5  
Parent Financials

6  
Student Financials

7  
Sign & Submit

PARENT INFORMATION

Parent Household Information



Your household size is 9.

Your:	Your Parents:	Other Dependent Children of Your Parent(s):	Other Dependents of Your Parent(s):
1	2	2	2

Number in College

Out of the 7 dependents in your parents' household (as shown above), how many will be college students between July 1, 2022 and June 30, 2023? **DO NOT include your parents, but DO include yourself** and other members of the household.

?

Previous

Continue

# Parent Financials - 2021 Income Tax Information

✓  
Student Demographics

✓  
School Selection

✓  
Dependency Status

✓  
Parent Demographics

5  
Parent Financials

6  
Student Financials

7  
Sign & Submit

PARENT INFORMATION

## Parent Tax Filing Status

For 2021, have your parents completed their IRS income tax return or another tax return?


Already completed

What type of income tax return did your parents file for 2021?


IRS Form 1040

For 2021, what is your parents' tax filing status according to their tax return?

Married—filed joint return

  
RECOMMENDED  
IRS Data Retrieval Tool

Applying is faster and easier if your parents transfer their tax return information into this FAFSA® form with the IRS Data Retrieval Tool (DRT)!

 For your protection, your tax return information will not display on the IRS website or on the FAFSA® form.

Previous

Skip IRS DRT and Complete Manually

Proceed to the IRS >

✓  
Student Demographics

✓  
School Selection

✓  
Dependency Status

✓  
Parent Demographics

5  
Parent Financials

6  
Student Financials

7  
Sign & Submit

PARENT INFORMATION

## Parent Eligible for IRS DRT

**Applying is faster and easier with the IRS Data Retrieval Tool (DRT)!**

Based on your responses, we recommend that you, the parents, transfer your information from the IRS into this FAFSA form. The [IRS DRT](#) allows you to link to the IRS website and securely transfer original IRS tax return information into the FAFSA form.

If you use the IRS DRT, you may not have to provide additional IRS documentation later for the student to qualify for federal student aid.

No Thanks

Proceed to the IRS

# IRS Data Retrieval Tool - DRT

✓  
Student Demographics

✓  
School Selection

✓  
Dependency Status

✓  
Parent Demographics


5  
Parent Financials

6  
Student Financials

7  
Sign & Submit

PARENT INFORMATION

## Parent Log In to IRS Data Retrieval Tool



To use the IRS Data Retrieval Tool (DRT), have the parent listed in the FAFSA<sup>®</sup> form enter his or her credentials below. Otherwise, skip the IRS DRT. If you have any questions or problems using this tool, [view more information about the IRS DRT](#).

Provide parent FSA ID credentials.


Which parent are you? ?

☒ Q. Wallace (Parent 1)

☐ Q. Walter (Parent 2)

Skip IRS DRT and Complete Manually

Continue


Return to FAFSA | Help | Logout | Español

## Get My Federal Income Tax Information

See our [Privacy Notice](#) regarding our request for your personal information.

Enter the following information from your 2020 Federal Income Tax Return. ⓘ

All fields are required unless marked otherwise.

**First Name**

First

**Last Name**

Last

**Social Security Number**

No input required

\*\*\* - \*\* - 2617

**Date of Birth**

MM/DD/YYYY

01/01/1999

**Filing Status** ⓘ

Single

**Street Address** ⓘ

Must match your 2019 Federal Income Tax Return

123 Oakdale Dr.

**P.O. Box** ⓘ

Required if entered on your tax return

**Apartment Number**

Required if entered on your tax return

**Country**

United States

**City, Town or Post Office**

Coralville

**State / U.S. Territory**

Iowa

**ZIP Code**


52317

By submitting this information, you certify that you are the person identified. Use of this system to access another person's information may result in civil and criminal penalties.

**SUBMIT**

Select the button below to exit the IRS system and return to your FAFSA.

**CANCEL**


IRS Privacy Policy | Accessibility

The SSN cannot be changed.

The first name, last name, date of birth, filing status and address may be changed.  
These must EXACTLY match the IRS 1040.



## 2020 Federal Income Tax Information

Edit Data

Based on the information you provided, the Internal Revenue Service (IRS) located your income tax return. With your permission below, the IRS will securely transfer your tax information to the U.S. Department of Education (ED) to populate any applicable FAFSA® questions.

For your protection, the IRS will not display your tax information and will further encrypt any tax information transferred using the IRS DRT; therefore, ED is unable to display your tax information on your FAFSA form.

The data retrieved from your tax return is limited to the items listed below as you reported to the IRS:

Tax Year	Type of Return Filed	Untaxed Portion of IRA Distributions & Pensions/Annuities
Name(s)	Adjusted Gross Income	Tax-exempt Interest Income
Social Security Number	Income Earned from Work	IRA Deductions and Payments
Filing Status	Income Tax	Status of Amended Returns Received
IRS Exemptions	Education Credits	Schedule 1 Evaluation

Refer to your tax records if you have a question about the values you reported.

### Transfer My Tax Information into the FAFSA Form ?

The tax information provided to fafsa.gov will populate the answers to the appropriate FAFSA questions. After the FAFSA questions are populated, your IRS session will end, and you will return to your FAFSA form. Check this box if you are choosing to transfer your information.

☐

TRANSFER NOW



### Do Not Transfer My Tax Information and Return to the FAFSA Form ?

By clicking the "Do Not Transfer" button, you are choosing not to transfer your tax information electronically. Your IRS session will end, and you will return to your FAFSA form.

☐

DO NOT TRANSFER



✓  
Student Demographics

✓  
School Selection

✓  
Dependency Status

✓  
Parent Demographics

5  
Parent Financials

6  
Student Financials

7  
Sign & Submit

PARENT INFORMATION

Parent IRS Info

What was your parents' adjusted gross income for 2020?  
This amount is found on IRS Form 1040-line 11.

\$

Transferred from the IRS

?

[Calculate with Income Estimator](#)

Previous

Continue

Confirmation of transfer from the IRS or can manually enter the information



✓  
Student Demographics

✓  
School Selection

✓  
Dependency Status

✓  
Parent Demographics

5  
Parent Financials

6  
Student Financials

7  
Sign & Submit

## PARENT INFORMATION

### Parent Income from Work

How much did your Parent 1 (father/mother/stepparent) earn from working (wages, salaries, tips, etc.) in 2021?

*This amount is your Parent 1 (father's/mother's/stepparent's) portion of IRS Form 1040—line 1 + Schedule 1, lines 3 + 6 + Box 14 (Code A) of Schedule K-1 (Form 1065).*

\$	5,500	.00	?
----	-------	-----	---

How much did your Parent 2 (father/mother/stepparent) earn from working (wages, salaries, tips, etc.) in 2021?

*This amount is your Parent 2 (father's/mother's/stepparent's) portion of IRS Form 1040—line 1 + Schedule 1, lines 3 + 6 + Box 14 (Code A) of Schedule K-1 (Form 1065).*

\$	31,000	.00	?
----	--------	-----	---

Previous

Continue



Student Demographics



School Selection



Dependency Status



Parent Demographics

5

Parent Financials

6

Student Financials

7

Sign & Submit

## PARENT INFORMATION

### Parent Additional IRS Info

Enter the amount of your parents' income tax for 2021.

*This is the total amount of IRS Form 1040—line 22 minus Schedule 2—line 2. If negative, enter a zero here.*

\$	4,500	.00	?
----	-------	-----	---

Previous

Continue

PARENT INFORMATION

Parent Questions for Tax Filers Only

Did your parents have any of the following items in 2021? Enter amounts for all that apply.

Combat pay or special combat pay. **This should be zero for enlisted persons and warrant officers** (including commissioned warrant officers) because combat pay is entirely nontaxable. Only enter taxable combat pay included in your parents' adjusted gross income.

\$  .00 ?

Student college grant and scholarship aid reported to the IRS in your parents' income. Includes AmeriCorps benefits (awards, living allowances, and interest accrual payments), as well as grant and scholarship portions of fellowships and assistantships.

\$  .00 ?

Education credits (*American Opportunity Tax Credit* or *Lifetime Learning Tax Credit*) from 1040 Schedule 3—line 3.

\$  .00 ?

Untaxed portions of IRA distributions and pensions from IRS Form 1040— (lines 4a + 5a) minus (lines 4b + 5b). **Exclude rollovers.** If negative, enter a zero here.

\$  .00 ?

IRA deductions and payments to self-employed SEP, SIMPLE, Keogh, and other qualified plans from IRS form 1040 Schedule 1—total of lines 16+20.

\$  .00 ?

Tax exempt interest income from IRS Form 1040—line 2a.

\$  .00 ?

Previous

Continue

✓  
Student Demographics

✓  
School Selection

✓  
Dependency Status

✓  
Parent Demographics

5  
Parent Financials

6  
Student Financials

7  
Sign & Submit

PARENT INFORMATION

Parent Additional Financial Info

Did your parents have any of the following items in 2021? Enter amounts for all that apply.

Child support your parents paid because of divorce or separation or as a result of a legal requirement. Don't include support for children in your parents' household.

\$

0

.00

?

Earnings from work under a Cooperative Education Program offered by a college.

\$

0

.00

?

Taxable earnings from need-based employment programs, such as Federal Work-Study and need-based employment portions of fellowships and assistantships.

\$

0

.00

?

Previous

Continue

✓

Student Demographics

✓

School Selection

✓

Dependency Status

✓

Parent Demographics

5

Parent Financials

6

Student Financials

7

Sign & Submit

PARENT INFORMATION

Parent Untaxed Income

Did your parents have any of the following items in 2021? Enter amounts for all that apply.

Child support received for all children. Do not include foster care or adoption payments.

\$

0

.00

?

Housing, food, and other living allowances paid to members of the military, clergy, and others (including cash payments and cash value of benefits). Do not include the value of on-base military housing or the value of a basic military allowance for housing.

\$

0

.00

?

Payments to tax-deferred pension and retirement savings plans (paid directly or withheld from earnings), including, but not limited to, amounts reported on the W-2 Form in Boxes 12a through 12d, codes D, E, F, G, H, and S. **Don't include** amounts reported in code DD (employer contributions toward employee health benefits).

\$

0

.00

?

Veterans noneducation benefits such as Disability; Death Pension; or Dependency and Indemnity Compensation (DIC); and/or VA Educational Work-Study allowances.

\$

0

.00

?

Other untaxed income not reported, such as workers' compensation, disability benefits, etc.

\$

0

.00

?

Previous

Continue

# FAFSA® Form

✓  
Student Demographics

✓  
School Selection

✓  
Dependency Status

✓  
Parent Demographics

5  
Parent Financials

6  
Student Financials

7  
Sign & Submit

## PARENT INFORMATION

### Parent Assets

Do you want to skip questions about your father's assets? ⓘ

☐ Yes

☒ No

As of today, what is your father's total current balance of cash, savings, and checking accounts?

\$ 100 .00 ⓘ

As of today, what is the net worth of your father's investments, including real estate (not your father's home)?

\$ 295 .00 ⓘ

As of today, what is the net worth of your father's current businesses and/or investment farms?  
**Don't include** a family farm or family business with 100 or fewer full-time or full-time equivalent employees.

\$ 150 .00 ⓘ

Previous

Continue



# Student Financials

✓ Student Demographics

✓ School Selection

✓ Dependency Status

✓ Parent Demographics

✓ Parent Financials

6 Student Financials

7 Sign & Submit

STUDENT INFORMATION

Student Tax Filing Status

✓ Application was successfully saved.

⚠ Attention!

You must provide financial information from your **2021 tax return** on the following pages.

i

Because the FAFSA® form belongs to the student, “you” and “your” always (unless otherwise noted) refer to the student.

For 2021, have you completed your IRS income tax return or another tax return?


Already completed

What income tax return did you file for 2021?


IRS Form 1040

For 2021, what is your tax filing status according to your tax return?

Single

  
RECOMMENDED  
IRS Data Retrieval Tool

Applying is faster and easier if you transfer your tax return information into this FAFSA® form with the IRS Data Retrieval Tool (DRT)!

 For your protection, your tax return information will not display on the IRS website or on the FAFSA® form.

Previous

Skip IRS DRT and Complete Manually

Proceed to the IRS >



✓  
Student Demographics

✓  
School Selection

✓  
Dependency Status

✓  
Parent Demographics

✓  
Parent Financials

6  
Student Financials

7  
Sign & Submit

STUDENT INFORMATION

Student IRS Info

What was your adjusted gross income for 2021?  
This amount is found on IRS Form 1040—line 11.

\$

10,000

.00

?

[Calculate with Income Estimator](#)

Previous

Continue

If information is not transferred from the IRS  
Question must be answered manually.

✓  
Student Demographics

✓  
School Selection

✓  
Dependency Status

✓  
Parent Demographics

✓  
Parent Financials

6  
Student Financials

7  
Sign & Submit

#### STUDENT INFORMATION

### Student Income from Work

How much did you earn from working (wages, salaries, tips, etc.) in 2021?

*This amount is the total of IRS Form 1040—line 1 + Schedule 1, lines 3 + 6 + Box 14 (Code A) of Schedule K-1 (Form 1065).*

\$ 5,500 .00 ?

Previous

Continue

✓  
Student Demographics

✓  
School Selection

✓  
Dependency Status

✓  
Parent Demographics

✓  
Parent Financials

6  
Student Financials

7  
Sign & Submit

STUDENT INFORMATION

Student Additional IRS Info

Enter the amount of your income tax for 2021.  
*This is the total amount of IRS Form 1040—line 22 minus Schedule 2—line 2. If negative, enter a zero here.*

\$

7,000

.00

?

Previous

Continue

✓  
Student Demographics

✓  
School Selection

✓  
Dependency Status

✓  
Parent Demographics

✓  
Parent Financials

6  
Student Financials

7  
Sign & Submit

#### STUDENT INFORMATION

### Student Questions for Tax Filers Only

Did you have any of the following items in 2021? Enter amounts for all that apply.

Combat pay or special combat pay. **This should be zero for enlisted persons and warrant officers** (including commissioned warrant officers) because combat pay is entirely nontaxable. Only enter taxable combat pay included in your (and, if married, your spouse's) adjusted gross income.

\$  .00 ⓘ

Student college grant and scholarship aid reported to the IRS in your income. Includes AmeriCorps benefits (awards, living allowances, and interest accrual payments), as well as grant and scholarship portions of fellowships and assistantships.

\$  .00 ⓘ

Education credits (*American Opportunity Tax Credit* or *Lifetime Learning Tax Credit*) from IRS Form 1040 Schedule 3—line 3.

\$  .00 ⓘ

Untaxed portions of IRA distributions and pensions from IRS Form 1040— (lines 4a + 5a) minus (lines 4b + 5b). **Exclude rollovers.** If negative, enter a zero.

\$  .00 ⓘ

IRA deductions and payments to self-employed SEP, SIMPLE, Keogh, and other qualified plans from IRS Form 1040 Schedule 1—total of lines 16+20.

\$  .00 ⓘ

Tax exempt interest income from IRS Form 1040—line 2a.

\$  .00 ⓘ

Previous

Continue



Student Demographics



School Selection



Dependency Status



Parent Demographics



Parent Financials

6

Student Financials

7

Sign & Submit

## STUDENT INFORMATION

### Student Additional Financial Info

Did you have any of the following items in 2021? Enter amounts for all that apply.

Child support you paid because of divorce or separation or as a result of a legal requirement. Don't include support for children in your household.

\$   ?

Earnings from work under a Cooperative Education Program offered by a college.

\$   ?

Taxable earnings from need-based employment programs, such as Federal Work-Study and need-based employment portions of fellowships and assistantships.

\$   ?

Previous

Continue

✓  
Student Demographics

✓  
School Selection

✓  
Dependency Status

✓  
Parent Demographics

✓  
Parent Financials

6  
Student Financials

7  
Sign & Submit

#### STUDENT INFORMATION

### Student Questions for Tax Filers Only

Did you have any of the following items in 2021? Enter amounts for all that apply.

Combat pay or special combat pay. **This should be zero for enlisted persons and warrant officers** (including commissioned warrant officers) because combat pay is entirely nontaxable. Only enter taxable combat pay included in your (and, if married, your spouse's) adjusted gross income.

\$  .00 ⓘ

Student college grant and scholarship aid reported to the IRS in your income. Includes AmeriCorps benefits (awards, living allowances, and interest accrual payments), as well as grant and scholarship portions of fellowships and assistantships.

\$  .00 ⓘ

Education credits (*American Opportunity Tax Credit* or *Lifetime Learning Tax Credit*) from IRS Form 1040 Schedule 3—line 3.

\$  .00 ⓘ

Untaxed portions of IRA distributions and pensions from IRS Form 1040—(lines 4a + 5a) minus (lines 4b + 5b). **Exclude rollovers.** If negative, enter a zero.

\$  .00 ⓘ

IRA deductions and payments to self-employed SEP, SIMPLE, Keogh, and other qualified plans from IRS Form 1040 Schedule 1—total of lines 16+20.

\$  .00 ⓘ

Tax exempt interest income from IRS Form 1040—line 2a.

\$  .00 ⓘ

Previous

Continue

# FAFSA® Form

✓  
Student Demographics

✓  
School Selection

✓  
Dependency Status

✓  
Parent Demographics

✓  
Parent Financials

6  
Student Financials

7  
Sign & Submit

## STUDENT INFORMATION

### Student Assets

Do you want to skip questions about your assets? ?

☐ Yes

☒ No

As of today, what is your total current balance of cash, savings, and checking accounts?

\$   ?

As of today, what is the net worth of your investments, including real estate (not your home)?

\$   ?

As of today, what is the net worth of your current businesses and/or investment farms? **Don't include** a family farm or family business with 100 or fewer full-time or full-time equivalent employees.

\$   ?

Previous

Continue



# Sign & Submit

✓  
Student Demographics

✓  
School Selection

✓  
Dependency Status

✓  
Parent Demographics

✓  
Parent Financials

✓  
Student Financials

7  
Sign & Submit

SIGN & SUBMIT

Preparer Info

✓ Application was successfully saved.

Are you a paid preparer? (This is rare.) ⓘ  
☐ Yes  
☒ No

PreviousContinue

# FAFSA Summary

## SIGN & SUBMIT

### FAFSA® Summary



**You're not done yet!**

You still need to submit your FAFSA® form. After you print this page, select "Continue" to sign your FAFSA form.

#### SECTION 1 Student Demographics

Student's Social Security Number (question 8)	***-**-1467
Student's First Name (question 2), Student's Middle Initial (question 3)	TestE
Student's Last Name (question 1)	Perez
Student's Date of Birth (question 9)	02/05/2001
Student's Email Address (question 13)	595011467@test.com
Student's Telephone Number (question 10)	
Student's Permanent Mailing Address (question 4)	100 Main St
Student's Permanent City (question 5)	Manchester
Student's Permanent State (question 6), Student's Permanent ZIP Code (question 7)	New Hampshire, 03245
Has the student lived in state for at least five years?	Yes
Student's State of Legal Residence (question 18)	New Hampshire
Was the student a legal resident before January 1, 2018? (question 19)	Yes
Student's Legal Residence Date (question 20)	
Student's Citizenship Status (question 14)	Yes, I am a U.S. citizen
Student's Alien Registration Number (question 15)	
Has the student completed high school or an equivalent? (question 23)	High school diploma
Type of Degree/Certificate (question 27)	1st bachelor's degree

Student ID: \*\*\*\*-\*\*-0017 TE

Did the student complete his or her first bachelor's degree before 2023-24 school year? (question 25)	No
Student's Grade Level in College in 2023-24 (question 26)	Never attended college/1st yr.
Is the student interested in Work-Study? (question 28)	No
Student's Driver's License Number (question 11)	
Student's Driver's License State (question 12)	New Hampshire
Is the student in foster care?	No
Parent 1 Educational Level (question 21)	High school
Parent 2 Educational Level (question 22)	College or beyond

#### Sign and Submit

Preparer's Social Security Number (question 104)	
Preparer's Employer Identification Number (question 105)	

Print This Page

Previous

Continue

# Signature Status

✓  
Student Demographics

✓  
School Selection

✓  
Dependency Status

✓  
Parent Demographics

✓  
Parent Financials

✓  
Student Financials

7  
Sign & Submit

SIGN & SUBMIT

Signature Status

A parent must sign the FAFSA<sup>®</sup> form. If you're a parent, select "Provide Parent Signature" to sign your child's FAFSA form.

Note: If you're the student and your parent isn't present, select "Save FAFSA Form" and then "Exit FAFSA." Your parent should log in to the FAFSA form using the student's identifiers and the save key to sign and submit your FAFSA form.

Student Signed With FSA ID

Signed With FSA ID

Last Name  
Anderson

Date of Birth  
08/09/2002

Social Security Number  
-----1483

Parent Signature Needed

UNSIGNED

Provide Parent Signature

Previous

71

**Federal Student Aid**  
An OFFICE of the U.S. DEPARTMENT of EDUCATION

PROUD SPONSOR of  
the AMERICAN MIND<sup>®</sup>

✓  
Student Demographics

✓  
School Selection

✓  
Dependency Status

✓  
Parent Demographics


✓  
Parent Financials

✓  
Student Financials

7  
Sign & Submit

SIGN & SUBMIT

Which parent are you?




Parent 1


⚠ Unsigned

Last Name  
Taylor

Date of Birth  
07/01/2000

Social Security Number  
\*\*\*\*\*3006

Provide Parent Signature 




Parent 2

⚠ Unsigned

Last Name  
Perez

Date of Birth  
02/17/2001

Social Security Number  
\*\*\*\*\*1531

Provide Parent Signature 

Previous

✓  
Student Demographics

✓  
School Selection

✓  
Dependency Status

✓  
Parent Demographics

✓  
Parent Financials

✓  
Student Financials

7  
Sign & Submit

SIGN & SUBMIT

Signature Options

Parent Signature for: Perez

Date of Birth  
02/17/2001

Social Security Number  
-----1531

Enter the parent's FSA ID.  
Do not enter the FSA ID if you are not the parent.

Parent's FSA ID Username, Email Address, or Mobile Number  

?


[Forgot Username](#) | [Create an FSA ID](#)

Parent's FSA ID Password  

Show

?

[Forgot Password](#)

[Sign This FAFSA Form](#) 

[Return to Signature Status](#)

[Other Options to Sign and Submit](#)

## SIGN & SUBMIT

### Signature Options

#### Parent Signature for: **Walter**

Date of Birth      Social Security Number  
12/11/1970      -----7890

#### Other Options to Sign and Submit

We recommend signing electronically with an FSA ID so you don't have to print and mail a signature page or return later to sign this FAFSA form. If you are unable to sign electronically, select another option:



#### Sign electronically with my FSA ID

This is the fastest option. Selecting this option will return you to the "What is your (the parent's) FSA ID?" question.



#### Print a signature page

This option requires that you print and mail your signature page.

#### Submit without signatures



This option allows you to submit this FAFSA form now without your signature, but you will need to return later to sign.

Continue

[Return to Signature Status](#)

## SIGN & SUBMIT

### Signature Status



You have chosen to submit your FAFSA® form without all required signatures. If you continue, your application won't be complete.

Your FAFSA form must be signed before your school can determine your eligibility for federal student aid. The fastest way to sign a FAFSA form is electronically using an FSA ID. Select "Choose Another Way to Sign" below to sign with an FSA ID. [Need help signing with your FSA ID?](#)

To submit without signature(s), select "Submit My FAFSA Form Now."



#### Student Selected Signature Option

Unsigned

Last Name

Perez

Date of Birth

02/05/2001

Social Security Number

-----1519

[Choose another way to sign.](#)



#### Parent Selected Signature Option

Unsigned

Last Name

Walter

Date of Birth

12/11/1970

Social Security Number

-----7890

[Choose another way to sign.](#)

[Sign as a Different Parent](#)

[Previous](#)

[Submit My FAFSA Form Now](#)



# FAFSA Results

[FAFSA Home](#) | [Exit FAFSA Form](#) | [Help](#)

## Congratulations, TestE!

Your FAFSA form was successfully submitted to Federal Student Aid.

06/15/2022 13:07:50  
**Confirmation Number:** F 16700006802  
**Data Release Number (DRN):** 3615

Here's what happens next:

- You will receive an email version of this page.
- In 3–5 business days, you will receive an email notifying you that your FAFSA form was processed.
- Your FAFSA information will be made available to your school(s), and they will use it to determine the aid you may be eligible to receive.
- Your school(s) will contact you if they need more information or when they are ready to discuss your financial aid award.
- If you have questions about your financial aid package, contact your school(s).

An abbreviated version of your confirmation page has been sent to you at the following email address:

595011467@test.com

[Print This Page](#)

Share with your friends!

# NJ DREAMERS

## Application Process

### Quick Links

FAFSA Completion Support

NJ Grants and Scholarships

NJCLASS Family Loans

New Jersey Dreamers



# NJ DREAMERS

**WINNING**  
with Financial Aid



NJ  
Dreamers



## NJ Dreamer Eligibility and Application Details

The New Jersey Alternative Financial Aid Application allows NJ Dreamers enrolled in eligible New Jersey colleges and universities to apply for state financial aid.

### Who should complete this application?

Complete this application if you are **not** a United States citizen or eligible noncitizen and meet all of the following criteria;

- Attended a New Jersey high school for at least three (3) years
- Graduated from a New Jersey high school **or** received the equivalent of a high school diploma in New Jersey
- Are able to file an affidavit stating that you have filed an application to legalize your immigration status **or** will file an application as soon as you are eligible to do so



**APPLY NOW**

*New Jersey Alternative Financial Aid Application is a confidential application that is used solely by the New Jersey Higher Education Student Assistance Authority (HESAA) to qualify students for state financial aid. It is not used for federal financial aid purposes. Information that is shared with HESAA via this application is used only by HESAA and partner colleges, universities, and other state agencies in order to administer grants and scholarships. HESAA will do everything within its authority and jurisdiction to protect the ongoing confidentiality of this information.*

# NJ Dreamers Application Process

Welcome to HESAA(UAT)

Welcome to HESAA's Secure e-Access Portal, where you can...

- Apply, manage or pay your NJCLASS loan
- Complete the New Jersey Alternative Financial Aid Application (you must register and create a user ID and password to apply)

Registered users log in

New users register here

User ID

Password

Login

[Forgot my User ID](#)

[Reset my password \(User ID is to be provided\)](#)

Register

# Student Portal



New Jersey Financial Aid Management System



# Student Portal Access

## Log in to your account.

Please identify yourself with a valid username and password.

### Students:

Have you:

1. Created a NJFAMS student log-in (below)? This action will create your student account.
2. Clicked the link in the new activation email sent to you after creating your account?
3. Checked your spam filter if you didn't see the activation email in your inbox?

Once you have done steps 1-3, you are ready for your first login.

If you are having trouble logging in, contact [New Jersey Higher Education Student Assistance Authority](#).

User Name:   
Password:

 Login

[Create a Student Login](#)



[Forgot your username or password?](#)

To return to the main page of the NJ HESAA NJGRANTS web site, [click here](#).









Note: This site requires the use of JavaScript and Cookies. Please be sure to enable JavaScript and Cookies in your web browser in order to access the full functionality of the site.

Students must create a User Name and Password

# Student Portal Welcome Page

Welcome to NJFAMS!

**Check your To Do List for additional information we need to process your grant or scholarship.**

- ✓ To Do List 
-  View and Update Your School
-  Apply Online for Scholarships
-  Award and Eligibility Information 
-  Notifications
-  View And Update Your Contact Information
-  Edit Your Profile

**Your 2023-2024 FAFSA has been received**  
**Your 2022-2023 FAFSA has not been received**



# To Do List

All incomplete tasks will be listed

All outstanding documents will be listed

Items with  have been received. Items with  are **not received or incomplete**.

## Electronic or By Mail

If you have documents listed below please click [HESAA Forms](#) to complete and submit the documents requested. Once you have completed your documents visit [NJGRANTS.org](#), click on "Grants" tab and select "Upload Documents" to electronically submit your documents via Mapping Xpress.

To upload the following documents, [click here](#).

- ☐ Birth certificate of the student confirming the relationship to the deceased
- ☐ Dependent Student Household Worksheet
- ☐ Documentation of Deceased's New Jersey Residency on September 11, 2001
- ☐ Documentation that deceased is registered with State or Federal Registry
- ☐ Letter from the deceased's physician stating the cause of death
- ☐ Original or Certified Copy of Death Certificate

**Your To Do list is a summary of the items required for the academic year displayed at the top of the screen. Items may be shown more than once if required for more than one program.**

# Apply Online for Scholarships

## Apply for HESAA Scholarships

### NJBEST Scholarship Application

[Apply for NJBEST - click here to apply](#)

The New Jersey BEST Scholarship provides a tax-free scholarship to beneficiaries of a NJBEST 529 College Savings Plan provided the beneficiary attends a college in New Jersey and the account has been open at least four years and contributions are \$1,200 or greater. To view the program requirements for NJBEST, [click here](#).

### Governor's Industry Vocations Scholarship Application

[Apply for NJGIVS - click here to apply](#)

The New Jersey Governor's Industry Vocations scholarship provides financial aid for women and minority group members. To view the program requirements for NJGIVS, [click here](#).

### World Trade Center Scholarship Application

[Apply for WTC - click here to apply](#)

The WTC scholarship benefits dependent children and surviving spouses of New Jersey residents who were killed or died as a result of injuries sustained by the terrorist attacks against the U.S. on September 11, 2001. The award also benefits the dependents of those who died as a result of illness caused by exposure to the attack sites. To view the program requirements for WTC, [click here](#).

### Survivor Tuition Benefits Scholarship Application

[Apply for STB - click here to apply](#)

The STB scholarship benefits eligible children and surviving spouses of New Jersey firefighters, emergency service workers and law enforcement officers killed in the line of duty. To view the program requirements for STB, [click here](#).

### Law Enforcement Officer Memorial Scholarship Application

[Apply for LEOM - click here to apply](#)

The LEOM Scholarship benefits dependent children of New Jersey law enforcement officers killed in the line of duty. To view the program requirements for LEOM, [click here](#).

# Award and Eligibility Information

## Award and Eligibility Information

Your award and eligibility information for each academic year is listed below. All schools that you have listed on your FAFSA or added to your NJFAMS record are included.

Award amounts may vary by school and term. Award amounts are estimates and are for planning purposes only. The value of your grant or scholarship may change for reasons including, but not limited to appropriation funds, actual tuition charges, cost of attendance, estimated family contribution, state or federal verification and other available resources.

Funds may be limited; meeting all eligibility criteria does not guarantee you will be offered an award.


 Your application is incomplete. Go to the **To Do List** to submit information for completion of your application.


*Failure to respond by established deadlines will result in the loss of your Tuition Aid Grant (TAG) and other state aid programs.*


 Your application is complete and under review. Your school will determine your eligibility for this award. Check back regularly for an update.

 You qualify for an award at the school you attend. The award amount is an estimate for planning purposes only and may change. Your school must certify your enrollment and eligibility for this award.


*Failure to respond by established deadlines will result in the loss of your Tuition Aid Grant (TAG) and other state aid programs.*

 Your school has certified your enrollment.

 Your award has been paid to the college.


 All or a portion of the award paid to your college was reduced and funds are being returned to the state of New Jersey (HESAA).

 You do not qualify or are ineligible for this award for the term.

 Award pending state verification.

*Failure to respond by established deadlines will result in the loss of your Tuition Aid Grant (TAG) and other state aid programs.*

If you have an EOF award with a  and the award amount is zero; please contact your school's **EOF Office** for more information.

If you have a STARS, STARS II, or CCOG award with a  and the award amount is zero; please contact your school's **Financial Aid Office** for your award eligibility.

The amount of Tuition Aid Grant (TAG) that a student is eligible for varies based on the student's New Jersey Eligibility Index (NJEI). The student's NJEI is based on the income information on the FAFSA as well as the additional eligibility questions that the state requests at the end of the FAFSA or via the NJFAMS system.

Your current calculated New Jersey Eligibility Index (NJEI) for 2019-2020 is

















Your current calculated New Jersey Eligibility Index (NJEI) for 2018-2019 is 0

Please see our website, [www.NJGRANTS.org](http://www.NJGRANTS.org) for questions concerning eligibility, re-evaluations or appeals.


Provides clear language on TAG as an estimated award & emphasizes the deadlines.  
New Icon – PV = Pending Verification



# Award and Eligibility Information

GEORGIAN COURT UNIVERSITY				
Term	Enrollment	Program	Status	Award Amount
Fall	Full-time	Educational Opportunity Fund Grant		\$0.00
Fall	Full-time	Tuition Aid Grant Program		\$6,343.00
Spring	Full-time	Educational Opportunity Fund Grant		\$0.00
Spring	Full-time	Tuition Aid Grant Program		\$6,343.00
Total Award Amount				\$12,686.00
NEW JERSEY INSTITUTE OF TECHNOLOGY				
Term	Enrollment	Program	Status	Award Amount
Fall	Full-time	Educational Opportunity Fund Grant		\$0.00
Fall	Full-time	Tuition Aid Grant Program		\$5,602.00
Spring	Full-time	Educational Opportunity Fund Grant		\$0.00
Spring	Full-time	Tuition Aid Grant Program		\$5,602.00
Total Award Amount				\$11,204.00
RUTGERS, THE STATE UNIVERSITY OF NEW JERSEY				
Term	Enrollment	Program	Status	Award Amount
Fall	Less than half-time	Educational Opportunity Fund Grant		\$0.00
Fall	Less than half-time	Tuition Aid Grant Program		\$0.00
Spring	Full-time	Educational Opportunity Fund Grant		\$0.00
Spring	Full-time	Tuition Aid Grant Program		\$4,828.00
Total Award Amount				\$4,828.00
SALEM COMMUNITY COLLEGE				
Term	Enrollment	Program	Status	Award Amount
Fall	Not enrolled	Educational Opportunity Fund Grant		\$0.00
Fall	Not enrolled	Tuition Aid Grant Program		\$0.00
Spring	Not enrolled	Educational Opportunity Fund Grant		\$0.00
Spring	Not enrolled	Tuition Aid Grant Program		\$0.00
Total Award Amount				\$0.00

# FAFSA Filing Deadlines & Complete State Record Deadlines

All students who received TAG during 22-23 academic year  MUST complete the 2023-2024 FAFSA by April 15, 2023.

All other student must file by September 15, 2023. All requests listed on the students NJFAMS “To Do” list Must be submitted or completed by October 1, 2023 for the 23-24 academic year.

**Students who have received state financial aid for AY 2021-22 and want to renew their aid for AY 2022-23 are to meet the following deadlines:**

**Fall 2022 and Spring 2023**

Apr  
15  
2022

Submit FAFSA

Oct  
1

Complete State Record in NJFAMS\*  
(State tasks, verification, corrections, reevaluations, adding a college, etc...)

**Spring 2023 only**

Mar  
1  
2023

Complete State Record in NJFAMS\*  
March 1 or 30 days from initial notification  
(State tasks, verification, corrections, reevaluations, adding a college, etc...)

**All high school seniors, first-time college students and students that did not receive state financial aid in AY 2021-22 are to meet the following deadlines:**

**Fall 2022 and Spring 2023**

Sept  
15  
2022

Submit FAFSA

Oct  
1  
2022

Complete State Record in NJFAMS\*  
October 1 or 30 days from initial notification  
(State tasks, verification, corrections, reevaluations, adding a college, etc...)

**Spring 2023 only**

Feb  
15  
2023

Submit FAFSA

Mar  
1  
2023

Complete State Record in NJFAMS\*  
March 1 or 30 days from initial notification  
(State tasks, verification, corrections, reevaluations, adding a college, etc...)

# Questions?



HIGHER EDUCATION STUDENT ASSISTANCE AUTHORITY

## Thank You